

PORCELAIN PAVERS



PORCELAIN
PAVER
CENTER

Porcelain Paver Center is the best resource for homeowners, designers, architects, and contractors to find high-quality porcelain pavers. Manufactured in Italy, our product exceeds expectations of beauty and durability. If you are looking to improve the curb appeal of your home, your clients or a commercial building, our Porcelain Pavers are the perfect solution.

Our Porcelain Pavers are ECO-friendly, anti-slip, easy to clean, maintenance-free, and stain-resistant. With an impressive capacity to not fade over time, it's resistance to freeze-thaw, mold, mildew and moss. Our porcelain pavers are the perfect addition to any home or building outside design including patios, gardens, pool decks, and driveways.



Disclaimer: Color variation with the use of digital images, and digitally generated colors on products are often slightly different than the physical product. Please make sure to order a sample before placing your order.

2 CM PORCELAIN PAVERS



Beach Beige

DIMENSION: 24"x24"x3/4" (60x60x2cm)

Sqft/PLT: 240

lb/PLT: 2183



Calacatta

DIMENSION: 24"x24"x3/4" (60x60x2cm)

Sqft/PLT: 240

lb/PLT: 2304



FEATURED



DaVinci

DIMENSION: 16"x32"x3/4" (40x80x2cm)
Sqft/PLT: 192
lb/PLT: 1768


2 CM PORCELAIN PAVERS

NEW ITEM!



Pietra di Vals

DIMENSION: 24"x24"x3/4" (60x60x2cm)
Sqft/PLT: 240
lb/PLT: 2183



Quartz Griss


DIMENSION: 24"x24"x3/4" (60x60x2cm)
Sqft/PLT: 240
lb/PLT: 2183



Roma Travertine


DIMENSION: 24"x24"x3/4" (60x60x2cm)
Sqft/PLT: 240
lb/PLT: 2183

2 CM PORCELAIN PAVERS



Sandstone Beige

DIMENSION: 24"x24"x3/4" (60x60x2cm)
Sqft/PLT: 240
lb/PLT: 2183




Sandstone Grey

DIMENSION: 24"x24"x3/4" (60x60x2cm)
Sqft/PLT: 240
lb/PLT: 2183



Shellstone

DIMENSION: 24"x24"x3/4" (60x60x2cm)
Sqft/PLT: 240
lb/PLT: 2183




Silver White

DIMENSION:
16"x32"x3/4"
(40x80x2cm)
Sqft/PLT: 192
lb/PLT: 1768

DIMENSION:
24"x24"x3/4"
(60x60x2cm)
Sqft/PLT: 240
lb/PLT: 2183

FEAT UNREED



Snow White

DIMENSION: 24"x24"x3/4" (60x60x2cm)
Sqft/PLT: 240
lb/PLT: 2304

3 CM PORCELAIN PAVERS



Ancient Grey


DIMENSION:
12"x24"x1 1/8" (30x60x3cm)
Sqft/PLT: 176
lb/PLT: 1984

DIMENSION:
24"x24"x1 1/8" (60x60x3cm)
Sqft/PLT: 176
lb/PLT: 2403



Basalt

DIMENSION: 24"x24"x1 1/8" (60x60x3cm)
Sqft/PLT: 176
lb/PLT: 2403



3 CM PORCELAIN PAVERS



Frassino


DIMENSION: 8"x32"x1 1/8" (20x80x3cm)
Sqft/PLT: 186
lb/PLT: 2579



Pietra di Vals

DIMENSION:
12"x24"x1 1/8"
(30x60x3cm)
Sqft/PLT: 176
lb/PLT: 1984

DIMENSION:
24"x24"x1 1/8"
(60x60x3cm)
Sqft/PLT: 176
lb/PLT: 2403



Quartz Beige

DIMENSION: 16"x 32"x1 1/8" (40x80x3cm)
Sqft/PLT: 192
lb/PLT: 2579



Rovere

DIMENSION: 8"x32"x1 1/8" (20x80x3cm)
Sqft/PLT: 186
lb/PLT: 2579

3 CM PORCELAIN PAVERS



Shellstone

DIMENSION: 24"x24"x1 1/8" (60x60x3cm)
Sqft/PLT: 176
lb/PLT: 2332



Silver Grey

DIMENSION: 16"x 32"x1 1/8" (40x80x3cm)
Sqft/PLT: 192
lb/PLT: 2579



Silver White

DIMENSION: 16"x 32"x1 1/8" (40x80x3cm)
Sqft/PLT: 192
lb/PLT: 2579

FEATURERED



Tuscany Silver

DIMENSION: 16"x 32"x1 1/8" (40x80x3cm)

Sqft/PLT: 192

lb/PLT: 2579

NEW 3CM PRODUCTS



Bluestone Dark



Dark Silver Grey



Diana Imperiale



French Limestone



Pietra Antica



Quartz Gold



Quartz Griss



Quartz White

5 CM PORCELAIN PAVERS

NEW ITEM!



Basalto

DIMENSION: 8"x16"x2"(20x40x5cm)



NEW ITEM!



Pietra Lavica Grey

DIMENSION: 8"x16"x2"(20x40x5cm)




5 CM PORCELAIN PAVERS

NEW ITEM!



Pietra Lavica Sand

DIMENSION: 8"x16"x2"(20x40x5cm)



NEW ITEM!



Porfido Red

DIMENSION: 8"x16"x2"(20x40x5cm)




NEW ITEM!



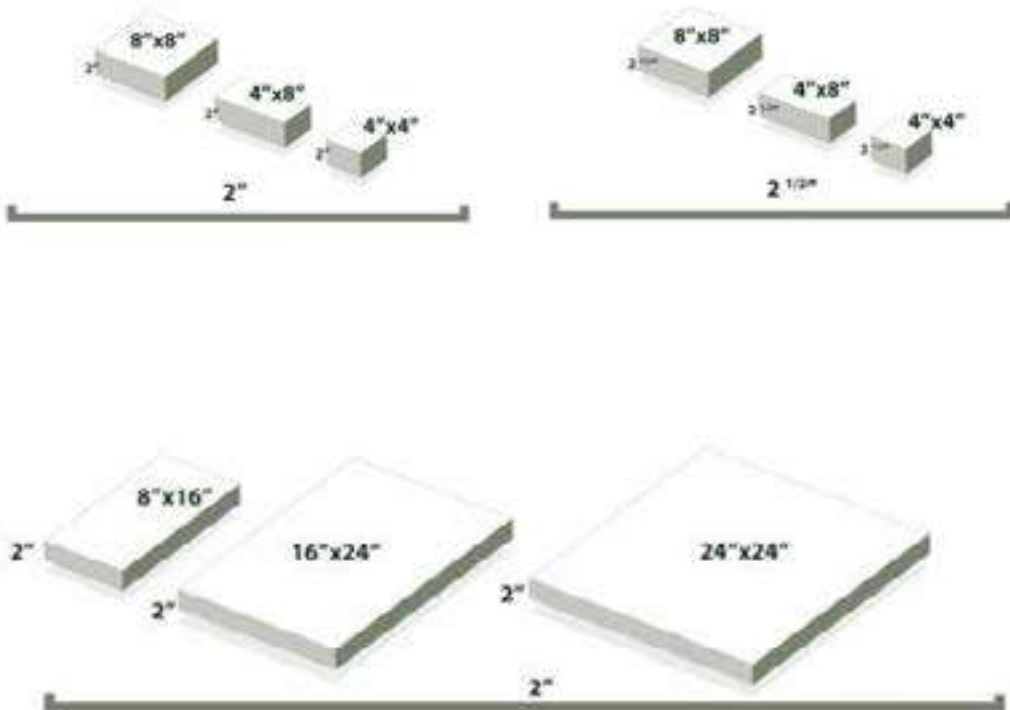
Tirolo Quartz

DIMENSION: 8"x16"x2"(20x40x5cm)



PRODUCT SHOWN: 3CM DARK SILVER GREY

PORCELAIN COBBLESTONE



DESIGNS AVAILABLE



2 CM TECHNICAL FEATURES

2CM Porcelain Pavers are perfect for patios, gardens, pool decks, and outdoor areas. Installation methods include SAND SET and/or MUD SET for Decks, & Patios.

- Anti-slip
- Maintenance Free (No Sealing required)
- Color will not change over time (Fade-resistant)
- Resistant to Freeze-Thaw (0.05% absorption)
- Resistant to mold, mildew and moss
- Stain-Resistant
- Easy to clean
- 10° cooler than concrete
- Resistant to heavy loads
- Built to last

FEATURE	TECHNICAL FEATURES	STANDARD	VALUES REQUIRED	PORCELAIN PAVER 2CM
REGULARITY	SQUARENESS	ISO 10545-2	± 0.5 % ± 2 MM	IN ACCORDANCE
	STRAIGHTNESS OF SIDES	ISO 10545-2	± 0.5 % ± 1.5 MM	IN ACCORDANCE
	LENGTH AND WIDTH	ISO 10545-2	± 0.6 % ± 2 MM	IN ACCORDANCE
	SURFACE FLATNESS	ISO 10545-2	± 0.5 % ± 2MM	IN ACCORDANCE
	THICKNESS	ISO 10545-2	± 5.0% ± 0.5 MM	IN ACCORDANCE
STRUCTURAL	BREAKING LOAD CLASS	EN1339	VALUE DECLARED	U11 T11
	MODULUS OF RUPTURE	ISO 10545-4	≥ 35 N/MM ²	50 N/MM ²
	WATER ABSORPTION	ISO 10545-3	≤ 0,5 %	≤ 0,1 %
	BREAKING STRENGTH	ISO 10545-4	≥ 1300 N	13000 N
CHEMICAL	CHEMICAL RESISTANCE	ISO 10545-13	VALUE DECLARED	GUARANTEED
	RESISTANCE TO STAIN	ISO 10545-14	≥ 3	GUARANTEED
	COLOR RESISTANCE TO LIGHT EXPOSURE	DIN 51094	NO NOTICEABLE COLOR MODIFICATIONS	COMPLYING

FEATURE	TECHNICAL FEATURES	STANDARD	VALUES RE-REQUIRED	PORCELAIN PAVER 2CM
THERMAL AND HYGROMETRIC	COEFFICIENT OF LINEAR THERMAL EXPANSION	ISO 10545-8	VALUE DECLARED	$< 6.6 \cdot 10^{-6} \text{ } ^\circ\text{C}^{-1}$
	THERMAL SHOCK RESISTANCE	ISO 10545-9	TEST PASSED	GUARANTEED
	FROST RESISTANCE	ISO 10545-12	TEST PASSED	GUARANTEED
SAFETY	DYNAMIC SLIDER	BCRA	$> 0,4$	0,91
	STATIC SLIDER	ASTM	$> 0,6$	DRY: 0,97
		C1028		WET: 0,78
	SKID RESISTANCE	DIN 51130	VALUE DECLARED	R11
DIN 51097		A+B+C		
SURFACE	RESISTANCE TO DEEP ABRASIONS	ISO 10545-6	$\leq 175 \text{ MM}^3$	$\leq 145 \text{ MM}^3$

*COMPLIANT WITH STANDARDS EN 14411 AND ISO 13006 ANNEX G GROUP BIa WITH $E \leq 0,5 \%$ UGL.



PRODUCT SHOWN: 3CM ROVERE PLANK

3 CM TECHNICAL FEATURES

3CM Porcelain Pavers are perfect for driveways and outdoor areas. Installation methods include SAND SET and/or MUD SET for Driveways.

- Anti-slip
- Maintenance Free (No Sealing required)
- Color will not change over time (Fade-resistant)
- Resistant to Freeze-Thaw (0.05% absorption)
- Resistant to mold, mildew and moss
- Stain-Resistant
- Easy to clean
- 10° cooler than concrete
- Resistant to heavy loads
- Built to last

FEATURE	TECHNICAL FEATURES	STANDARD	ESTABLISHED LIMITS	PORCELAIN PAVER 3CM
REGULARITY	RECTANGULARITY	ISO 10545-2	± 0.6 %	COMPLYING
	STRAIGHTNESS OF SIDES	ISO 10545-2	± 0.5 %	COMPLYING
	LENGTH AND WIDTH	ISO 10545-2	± 0.6 %	COMPLYING
	SURFACE FLATNESS	ISO 10545-2	± 0.5 %	COMPLYING
	THICKNESS	ISO 10545-2	± 0.5 %	COMPLYING
STRUCTURAL	CLASSIFICATION	EN1339	VALUE DECLARED	U30
	MODULUS OF RUPTURE	ISO 10545-4	≥ 35 N/MM ²	51,1 N/MM ²
	WATER ABSORPTION	ISO 10545-3	≤ 0,5 %	COMPLYING
	BREAKING STRENGTH	ISO 10545-4	≥ 1300 N	29672 N
CHEMICAL	CONTENT OF LEAD AND CADMIUM	ISO 10545-15	VALUE DECLARED	ABSENT
THERMAL AND HYGROMETRIC	FROST RESISTANCE	ISO 10545-12	TEST PASSED	GUARANTEED
SAFETY	SKID RESISTANCE	DIN 51130	VALUE DECLARED	R11
		DIN 51097		A+B*